

Amino (EMEA)
Buckingway Business Park
Anderson Road
Swavesey
Cambridgeshire
CB24 4UQ
UK
Tel: +44 1954 234100
Fax: +44 1954 234101

Amino (Americas)
3625 Brookside Parkway
Suite 150
Alpharetta
GA 30022
USA
Tel: +1 678 636 6000
Fax: +1 678 636 6001

Email: info@aminocom.com
Web: www.aminocom.com

511-081-01-04

AmiNET530 Installation Guide



Thank you for choosing the Amino AmiNET530 Set-Top Box (STB)

Please follow the instructions in this installation guide carefully in order to quickly and safely start enjoying the benefits of digital TV. We advise carefully reading all of the enclosed safety and installation instructions before using the AmiNET530. Please keep this installation guide close to your AmiNET530 for future reference.

Your service provider will give you a separate *User Guide* that will explain how to access the services and features that are available through your digital TV service.

Product Safety

Warnings, Cautions and Notes

Throughout this manual, please pay special attention to the following indications of potentially hazardous situations:



Warning!

Indicates a hazardous situation, which, if not avoided, could result in serious injury.



Caution!

Indicates a situation, which, if not avoided, could damage the product or other devices.



Note!

Indicates additional information to the user to make the user aware of possible problems and to help the user understand, use and maintain the product.

Warnings, cautions and notes are included in the product literature to ensure your safety and the correct operation of the product – please adhere to them.

Attachments

Use only the supplied accessories and attachments with your AmiNET530. Use of accessories or attachments that are not supplied or approved by the manufacturer may be unsafe, may be detrimental to the life or performance of the AmiNET530 and will immediately invalidate any product warranty.

Water and Moisture

To reduce the risk of fire or electric shock, this product, its accessories and attachments must not be exposed to any liquids, rain or moisture. The product must not be exposed to dripping, splashing or high humidity. Do not use this product in any location where it may become in contact with any liquid or vapour.

Product Care

Servicing

This product contains no user serviceable parts.

The product must not be dismantled. Attempts to dismantle the product may be unsafe, may be detrimental to the life or performance of the product and will immediately invalidate any product warranty.

Servicing must only be attempted by suitably qualified service personnel.

Cleaning

Do not spray any substance or use any polishes, thinners, abrasive cleaning products, liquids or aerosol products to clean the product, its accessories or attachments.

Contents

**About your
AmiNET530**
4

**Unpacking the
AmiNET530**
5

**Back Panel
Connections**
6

**Connecting up the
AmiNET530**
7

Specification
8

AmiNET530 Installation Guide


About your AmiNET530

You control all the functions of the AmiNET530 either by using the Amino infra-red remote control, or by using the buttons on the front of the Set-Top Box, in conjunction with on-screen menus provided by your service provider.

To Insert a Viewing Card

If your service provider supplies viewing cards, do not insert or remove a viewing card until prompted by the on-screen display, or you may damage the card.

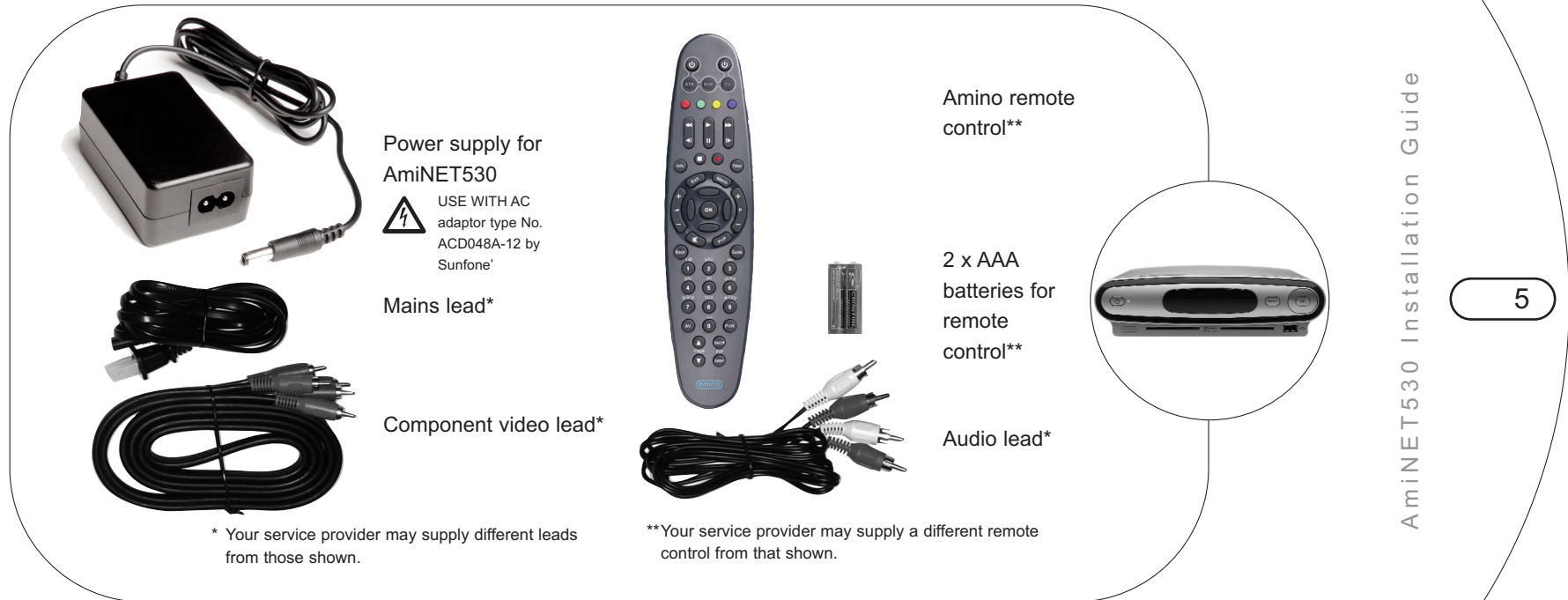
- Insert the card fully into the right-hand slot on the front panel on the AmiNET530 with the gold coloured pads facing down and away from you.



Unpacking the AmiNET530

The AmiNET530 and its accessories are packed in a recyclable board and plastic package. Please keep all packaging in case you need to transport the unit at a later date.

The AmiNET530 is supplied with the following accessories:



Power supply for AmiNET530
USE WITH AC adaptor type No. ACD048A-12 by Sunfone*

Mains lead*

Component video lead*

Amino remote control**

2 x AAA batteries for remote control**

Audio lead*

* Your service provider may supply different leads from those shown.

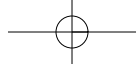
**Your service provider may supply a different remote control from that shown.

AmiNET530 Installation Guide

5

If any of these accessories are missing please contact your service provider.

The front window of the AmiNET530 is protected with a clear plastic film. This should be removed and disposed of before using the product.



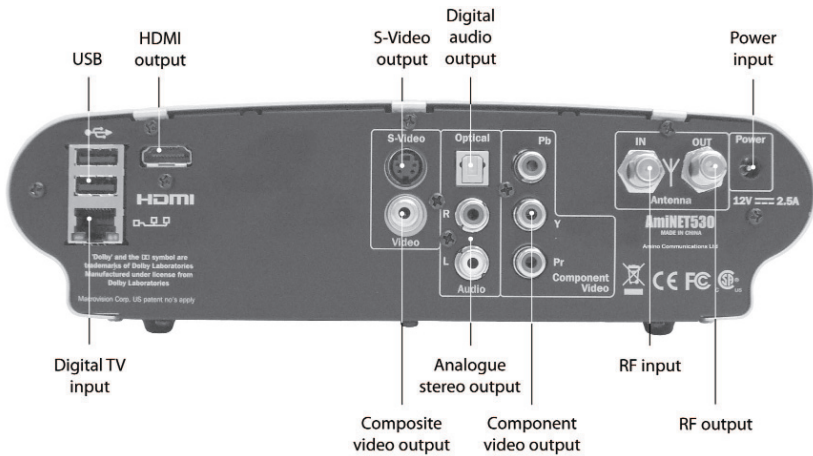
6

AmiNET530 Installation Guide

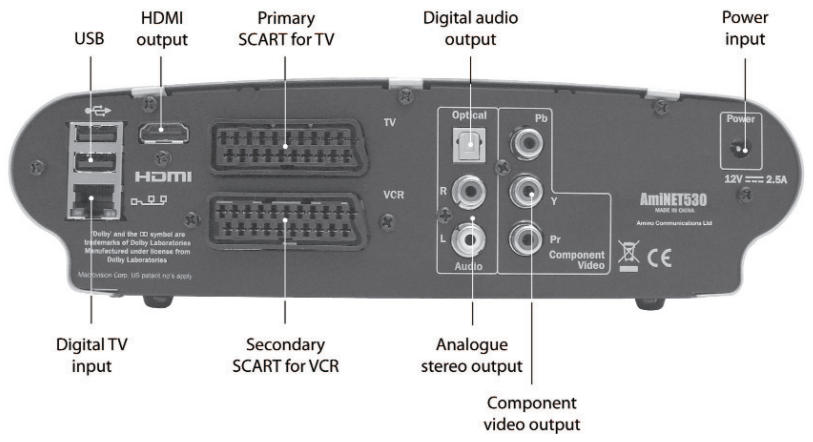
Back Panel Connections

The following diagram explains what the connections on the back panel of the AmiNET530 are for:

US Version



EU Version



Connecting up the AmiNET530



Warning!

Before connecting or disconnecting any cables, switch off all system devices (TV, VCR, AV Amplifier, etc) and disconnect from the mains electrical supply.

Digital TV Input

The AmiNET530 receives TV and movies from a digital TV network. Your service provider will have already installed a connection to this network which should be plugged into the digital TV input on the AmiNET530.

Connecting Video

The outputs for video and audio are listed below in order of picture quality, from high to low:

- HDMI, which gives digital High Definition video and audio. If your TV supports DVI then digital High Definition can be achieved with an HDMI-DVI cable (not supplied).
- Component video, which can output analogue High Definition or the best quality Standard Definition video (ensure that you match the colour of the connectors to the cables).
- SCART (EU versions only), which gives Standard Definition video and audio. Ensure that the primary SCART is used for connecting to the TV.
- S-Video (US versions only), which gives good picture quality.
- Composite (US versions only), which gives standard video quality.
- RF (US versions only), which gives the same quality as broadcast TV.

Connecting Audio

If you have a surround sound amplifier then you can connect it to the AmiNET530 via the digital audio output. If not then you will also need to connect the analogue audio output to the TV, unless you are connecting via HDMI or RF as these both carry a video and audio signal.

Connecting Power

The AmiNET530 is supplied with a low voltage power supply. Connect power supply to the power input on the AmiNET530 then connect power supply into the mains supply socket.

Specification

(Multiple Standards)

AmiNET530

Physical Specifications

Weight	1.8kg (3.97lb)
Dimensions (incl. rear connectors but excl. base) (approximate)	185mm (7.28") deep, 240mm (9.45") wide, 70mm (2.76") high
Operating temperature	0°C (32°F) to 40°C (104°F)
Storage humidity	5% ~ 65% RH (non-condensing)

RF Modulator (US versions only)

RF input connector	75Ω F connector
Output channel	VHF channel 3 or 4 (US) UHF channel 1 or 2 (Japan)
TV standard	PAL/NTSC Standard Definition

RF output connector	75Ω F connector
---------------------	-----------------

Ethernet Interface

Ethernet connector	RJ-45 shielded connector
Cabling	STP Cat 5
Speed	Auto sensing 10/100Mbit/s
Indicators	Green LED - link, yellow LED - activity

USB Interface

Type	USB 2.0
------	---------

HDMI

Type	HDMI
Connector	Type A

S-Video

Type	Y/C (separate luminance and chrominance)
------	--

Connector	4-pin Mini-Din
-----------	----------------

Output	1Vp-p
--------	-------

SCART (EU versions only)

Type	SCART output to CENELEC EN 50049-1:1989 / IEC 933-1 standard
------	--

Connector	SCART (Peritel)
-----------	-----------------

Component Video

Type	Component output to EIA-770.2/ EIA-770.3
------	--

Connectors	RCA, green=Y, red=Pr, blue=Pb
------------	-------------------------------

Impedance	75Ω
-----------	-----

Output	0.7Vpk-pk (+0.3V synch on Y signal)
--------	-------------------------------------

Composite Video

Connector	RCA, yellow
-----------	-------------

Impedance	75Ω
-----------	-----

Output	1Vpk-pk
--------	---------

Analogue Audio

Audio connectors	RCA, white = left channel, red = right channel
------------------	--

Output	2V RMS nominal
--------	----------------

Impedance	10kΩ
-----------	------

Smart Card (single)

Type	ISO 7816 parts 1, 2 & 3
------	-------------------------

Voltages supported	3V and 5V cards
--------------------	-----------------

Digital Audio Output

Type	S/PDIF optical output to IEC 60958
------	------------------------------------

Connector	TOSLINK connector
-----------	-------------------

Power Interface

Connector	DC10B 2.1mm x 5.5mm
-----------	---------------------

Type	DC power socket, centre positive
------	----------------------------------

Input	12V DC, 2.5A
-------	--------------

Power	12W typical use
-------	-----------------

External Power Supply

Specification

Type	High-efficiency switchmode
Input	100~240V AC, 50~60Hz, 1.3A Max
Output	12V DC, 4A
Weight (not including mains cable and plug)	220g (7.76oz) (approximate)
Dimensions (approximate)	95mm (3.74") long, 33mm (1.3") high, 57mm (2.24") wide

Packaging

Specification

Type	Cardboard printed gift pack
Weight	3.3kg (7.27lb) including power supply, US mains lead, Amino remote control, and all leads
Dimensions (approximate)	150mm (5.91") high, 370mm (14.6") wide, 320mm (12.6") deep

Unpacking and Installing the Product

Once removed from the transit packaging, the AmiNET530 must be handled with care and must not be dropped, shaken or exposed to any physical shock.

The AmiNET530 is designed to be placed horizontally on a hard flat surface.

Do not place the AmiNET530 where it may be subject to physical shock or vibration or where the product may drop, topple, slide or shake as this may cause personal injury or irreparable damage to the product, which will not be covered by the manufacturer's warranty.

Do not operate the AmiNET530 on a soft surface such as carpet, rug, bed etc as these surfaces will obstruct airflow, may cause the product to overheat and will invalidate the warranty.

Do not install the AmiNET530 into any built-in installation such as bookcase or rack without ensuring that a minimum of 100 mm (4") of clear space is available at the front, rear, sides and top of the product.

Do not install the AmiNET530 where it may be exposed to direct sunlight or radiant, convected or conducted heat from an open fire or radiator.

The AmiNET530 should not be placed on any surface that may become warm in use (such as on top of a VCR or AV amplifier) and nothing should be placed on top of the AmiNET530.

Do not cover the AmiNET530.

Objects containing liquids, such as vases, flowerpots etc must not be placed on top of the product.

Do not pick the product up or move the AmiNET530 whilst it is operating. If the product must be moved, please unplug the mains lead from the wall socket and wait 30 seconds before moving the product.

The AmiNET530 is not suitable for outdoor use.

The leads and power-supply cord must be routed where they cannot be walked on, chafed, tripped over or pinched by items being placed on or against them. Power-supply cords must not be routed underneath carpets or rugs where any damage could not be seen.

Power Sources

The AmiNET530 must ONLY be used with the power supply supplied by the manufacturer. The mains lead is fitted with a plug that is designed for use with the power source of the country of installation.

Operation

The AmiNET530 and power supply will get warm to the touch when in use. If the AmiNET530, power supply or attachments become hot to the touch, immediately unplug the AmiNET530 from the mains electricity supply and call your service provider to arrange replacement.

Your AmiNET530 product has been engineered to the highest standards. It includes temperature monitoring software to ensure optimum operation of the hard disk drive at all times, and protect your recordings. In the event that air vents become obstructed, or the unit is installed in close proximity to other heat sources, the AmiNET530 may automatically switch off to protect the hard drive and your recorded information. If the front panel LEDs (Standby LED illuminates red, IR reception LED blue and Active recording LED red) appear, please check that the AmiNET530 has been installed in accordance with these instructions and, if necessary move it to a location away from other heat sources where all air vents are un-obstructed.

Lightning Protection and Not in Use

If lightning is expected, or the product is not going to be used for a long period of time, please unplug the mains cord from the wall outlet, unplug the digital TV network connection from the rear of the product and unplug the video and RF leads to the television. This will help protect the product from damage due to lightening and power surges.

Use with Plasma Displays

When used with certain display types, such as plasma displays, it is important that the picture is not paused for a long time (greater than 5 minutes) as the image displayed may then be 'burned' permanently into the screen of the display device. This effect is not a defect of the AmiNET530 but a limitation of the display device. Amino Communications Ltd. will not be held liable for damage so caused.

Software Updates

This product is designed to evolve and as a consequence, it benefits from software updates provided and installed automatically by your service provider. Amino

Communications Ltd. and your Service Provider reserve the right to automatically update the software on the product in order to improve the product functionality.

During software updates, the AmiNET530 cannot be used and must not be switched off until the software update is complete.

The first time it is powered, it is possible that the AmiNET530 will immediately start updating itself with the latest operating software. While the software is updating it is important that the AmiNET530 is not switched off. The software update will be complete after a few minutes and you will then be ready to enjoy the full benefits of your new digital TV service.

If the hard disk drive is being formatted the STB front panel LEDs will repeat the following sequence: Standby LED flashes RED and GREEN, IR Reception LED flashes blue ON and OFF, and the Active recording LED flashes red ON and OFF. The formatting process may take approximately 15 minutes (depending on the disk capacity).

Software License

Software License Agreement

IMPORTANT - PLEASE READ THIS CAREFULLY: By using the software in your AmiNET530 ("Product"), you ("You") agree to be bound by the terms of this Software License Agreement ("Agreement"). If you do not agree to be bound by the terms of this Agreement, you must immediately cease all use of the Product and return the Product and all accessories, in the original packaging to your service provider, or the supplier from which you obtained the Product.

License Grant; Restrictions

Subject to the terms of this agreement, Amino Communications Ltd and its affiliates (collectively "Amino") grants You a non-exclusive, non-transferable license, without the right to sub-license, to use the software included with the Product or subsequently provided to you, and its associated documentation solely for your non-commercial use and solely in connection with your use of the Product. You acknowledge and agree that Amino and your service provider may periodically update, modify or enhance the Product software. You agree that; a) you will not attempt to modify, enhance, disassemble, decompile, reverse engineer or otherwise attempt to gain access to the source code to the software; and b) you will not attempt to remove or unbundle the software from the Product. Any resale or transfer of the Product by you will be subject to the terms and conditions of this agreement.

Recorded Materials

The AmiNET530 is intended for the reception and recording of TV picture and sound signals ("Materials") for personal use in conformance with applicable laws, license agreements or service agreements under which you have obtained access to such Materials. Any other use is expressly prohibited. It is Your responsibility to comply with, and you agree to be bound by, all such applicable laws and agreements. Unauthorized recording of copyrighted material, or providing copies of such material to others, may infringe the rights of copyright owners and may also be a criminal offence in some jurisdictions. Prior permission from the copyright owners may be required for certain public performances and certain commercial uses. You agree to indemnify and hold harmless Amino and its Licensors against any breach by You of applicable copyright restrictions in connection with

your use of the Product. Your service provider can advise you on the legitimate use of the Product.

Ownership

Amino and its licensors own and retain all proprietary rights, including all patent, copyright, trade secret, trademark and other intellectual property rights in and to the software and to any enhancements or modifications to the software which may be provided to you. You acknowledge that the license granted under this agreement does not provide you with title or ownership to the software but only to a right of limited use under the terms and conditions of this agreement.

Software Warranties

To the maximum extent permitted by applicable law, Amino makes no representations and disclaims any and all warranties, express or implied with respect to the software, including, without limitation, any implied warranty of merchantability, fitness for purpose, non-infringement of third party rights and those arising from a course of dealing or usage of trade. No representation is made or warranty is given that use of the software will be defect free or error free or uninterrupted, that any defects or errors will be corrected or that the functionality of the software will meet your requirements.

Limitation of Liability

To the maximum extent permitted by applicable law, Amino, its suppliers and licensors will not be liable for loss of profits, business interruption, loss of information or data, or other pecuniary loss, or for any consequential, indirect, incidental, special, punitive or other damages whatsoever arising out of this agreement or the use or inability to use the software, even if Amino or its suppliers or licensors have been advised of the possibility of such damages.

Termination

This agreement and the licenses granted hereunder shall immediately terminate if you fail to comply with the license limitations described in this agreement. No notice will be required from Amino to effect such termination. On termination of this agreement you must return all hardware, software and product documentation and accessories to the service provider, or the supplier from which you obtained the Product.

Export Controls

You acknowledge and agree that none of the software or underlying information or technology may be downloaded or otherwise exported or re-exported: a) into (or to a national or resident of) Angola, Cuba, Iran, Iraq, Libya, North Korea, Sudan, Syria, or any other country to which the US has embargoed goods; or any one on the US Treasury Department's list of Specially Designated Nationals or the US Commerce Department's Table of Denial Orders. By using the software, you represent and warrant that you are not a resident or national of any such country or on any such list.

US Government Users

This software is a commercial product and is provided with restricted rights. Use, reproduction, release, modification or disclosure of the software or any part thereof including technical data is restricted in accordance with Federal Acquisition Regulation (FAR) 21.212 for civilian agencies and Defense Federal Acquisition (DFARS) 227.7202 for military agencies.

Law

If you acquired this Product in the United States, this agreement shall, in all respects, be governed by the laws of the State of Georgia without reference to its principles or conflicts of laws. You hereby agree that all disputes arising out of this agreement shall be subject to the exclusive jurisdiction and of and venue in the federal and state courts within Atlanta, Georgia, and you hereby consent to the personal and exclusive jurisdiction and venue of these courts. If you acquired this product in the United Kingdom, the laws of England shall apply, and you hereby consent to the exclusive jurisdiction and venue of these courts. If you acquired this product elsewhere, then local law may apply.

Miscellaneous

If any of the provisions of this agreement are held to be invalid under any applicable statute or rule of law, they are, to that extent, deemed omitted. Any delay by Amino in exercising any of its rights shall not constitute a waiver of any such right. This agreement constitutes the complete and exclusive agreement between you and Amino with respect of the subject matter hereof and supercedes all prior oral or written understandings, communications or agreements. This agreement may not be modified except in writing by a duly authorized representative of Amino. All headings are for convenience and shall have no effect on interpretation of this Agreement.

Copyright Notice

© Amino Communications Ltd. All rights reserved. Printed in China. Amino, AmiNET and AmiNET530 are trademarks of Amino Communications Ltd. All other product or brand names as they appear are trademarks or registered trademarks of their respective holders. This document contains proprietary information of Amino Communications Ltd ("Amino") No part of this document may be copied, reproduced, transmitted, distributed, transcribed, stored in a retrieval system, modified or translated into any other language or computer language, or sublicensed in any form or by any means - electronic, mechanical, magnetic, optical, chemical, manual or otherwise - without the prior written consent of Amino.

Disclaimer

Amino shall not be liable for any errors contained herein nor for any damages arising out of or related to this document or the information contained within it, even if the Company has been advised of the possibility of such damages. This document is intended for informational and instructional purposes only. The Company reserves the right to make changes to the specifications and other information contained in this document without prior notification.

Warranty

A warranty for your AmiNET530 is offered through your service provider, or the supplier from which you obtained it. In the case of your AmiNET530 requiring servicing, please contact your service provider directly.

Trademarks

Dolby and the double-D symbol are trademarks of Dolby Laboratories.

Manufactured under license from Dolby Laboratories.

HDMI is the trademark of HDMI Licensing, LLC.

Macrovision U.S. Patent numbers 4,631,603, 4,577,216 and 4,819,098 licensed for limited payper- view uses only. This product incorporates copyright protection technology that is protected by U.S. patents and other intellectual property rights. Use of this copyright protection technology must be authorized by Macrovision and is intended for home and other limited pay-per-view uses only unless otherwise authorized by Macrovision. Reverse engineering or disassembly is prohibited.

Contains iType™ from Monotype Imaging, Inc. "Monotype", "iType" and "Albany," are trademarks of Monotype Corporation registered in the U.S. Patent and Trademark Office and certain other jurisdictions.

"Opera®" is a trademark of Opera Software AS.

Approvals (US versions only)

FCC Registration and Requirements

The following paragraphs set out requirements and information required by FCC rules:

FCC Rules, Part 15

This equipment has been tested and found to comply with the limits for a class B digital device, pursuant to Part 15 of the FCC Rules. These limits are designed to provide reasonable protection against harmful interference in a residential installation. This equipment generates, uses and can radiate radio-frequency energy and, if not installed and used in accordance with the instructions, may cause harmful interference to radio communications. However, there is no guarantee that interference will not occur in a particular installation. If this equipment does cause harmful interference to radio of television, which can be determined by turning the equipment off and on, the user is encouraged to try to correct the interference by one or more of the following measures:

- Reorient or relocate the receiving antenna
- Increase the separation between the equipment and the receiver
- Connect the equipment into an outlet on a circuit different from that to which the receiver is connected
- Consult the dealer or an experienced radio/TV technician for help

This device complies with Part 15 of the FCC Rules. Operation is subject to the following two conditions:

- This device may not cause harmful interference, and
- This device must accept any interference received, including interference that may cause undesired operation

Manufacturer: Amino Communications Ltd
Address: Buckingway Business Park,
Anderson Road, Swavesey, Cambridge CB24 4UQ
United Kingdom.

Safety

The following paragraphs describe requirements and conformity:

Conformity

IEC 60065:2001
CAN/CSA-C22.2 No. 60065-03
UL 6500

Approvals (EU versions only)

This product complies with EU Directives:
2006/95/EC (Low voltage Directive)
2004/108/EC (EMC Directive)
2002/95/EC (RoHS Directive)



Product Disposal Information - EU only

AmiNET products are labelled in accordance with the European Directive 2002/96/EC concerning Waste Electrical and Electronic Equipment (the WEEE Directive) and therefore should not be disposed of with other household or commercial waste.



Product Disposal Instructions for Residential Users

Please remove any batteries and dispose of them and the product as per your local authority's recycling processes. For further information please contact your local authority or the retailer where the product was purchased.

Product Disposal Instructions for Business Users

Business users should contact their supplier and check the terms and conditions of the purchase contract and ensure that the product is not mixed with other commercial waste for disposal.